





New Pig Shopping List!

Product	Average Price	Picture
Fan *We have big fans, but a fan at each pen helps keeps air flowing better!	\$75-150	
Whip *To walk your pig, you will likely want two at the beginning of training	\$10-20	
Feeder *Must be cleaned and picked up after you feed	\$20-30	
Brushes *For daily care and showing	\$10-25	

<p>Sevin Dust *Great to have on hand in case we have ant issues (we usually do when it is warm)</p>	<p>\$7-18</p>	
<p>Shampoo *Wash weekly to keep skin and hair fresh and clean *These are simply examples, you don't need all 3 shampoos!</p>	<p>\$10-20</p>	
<p>Conditioner *Use daily with brush to keep skin and hair fresh *These are simply examples, you don't necessarily need all 3</p>	<p>\$10-30</p>	

<p>Prolate *Spray this on shavings and pig at least twice weekly to keep them mite free!</p>	<p>\$30</p>	
<p>Pump Sprayers *Great for stock shows and keeping your pig cool and damp</p>	<p>\$30</p>	
<p>Vita Charge *This is great to have on hand to give your pig in times of stress and change</p>	<p>\$45-50</p>	

<p>Locks/Chain *You will want to lock up your things, invest in some locks!</p>	<p>\$20-40</p>	
<p>Trash Cans/ Containers *This will help keep animals out of your feed</p>	<p>\$15-40</p>	
<p>Shavings *Bedding will need to be cleaned daily and completely changed weekly</p>	<p>\$10-20</p>	
<p>Buckets *You can never have too many buckets! Use a cheap five gallon for daily cleaning.</p>	<p>\$5-10</p>	

<p>Short Hose and Nozzle *You will need your own hose and nozzle for washing your pig</p>	<p>\$20-40</p>	
<p>Dewormer *You will need to deworm you animal once monthly</p>	<p>\$15-30</p>	

Total Initial cost for basic supplies is around \$400, it can be more or less depending on how many animals you have, and which items you buy.